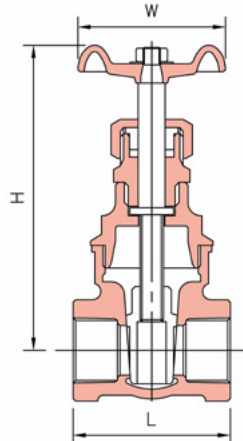



CLASS 200

青(砲金)銅閘門閥 (非昇桿式)

Bronze Gate Valve (Non-Rising Stem)

FIG 0250



Features

- Non-Rising Stem
- Graphite Packing
- Screwed Bonnet
- Integral Bronze Seat
- Solid Wedge Disc
- MSS Specification SP-80 Type 1A
- Threaded Ends
- Full Ports

序號 NO.	零件	PART	材 質 MATERIAL
1	閥 體	BODY	ASTM B62-C83600
2	閥 蓋	BONNET	ASTM B62-C83600
3	閥 門	DISC	ASTM B62-C83600
4	閥 桿	STEM	ASTM B62-C83600
5	迫緊螺帽	PACKING NUT	1/4"~ 1-1/2" ASTM B16-C36000
			2"~ 3" ASTM B62-C83600
6	固定螺柱	STUFFING BOX	ASTM B16-C36000
7	格 南	GLAND	ASTM B16-C36000
8	迫 緊	PACKING	GRAPHITE
9	手 輪	HANDWHEEL	ALUMINUM
10	銘 牌	NAME PLATE	ALUMINUM
11	螺 帽	HANDWHEEL NUT	STEEL

Working pressure Non-Shock 最高工作壓力 (靜流水)		Hydrostatic test pressure 試驗壓力 (水壓)		
Steam, Water, Oil or Gas 蒸汽 . 水 . 油或氣體	200 psi	Shell Test Pressure 閥體測試壓力	Air 氣壓	Water 水壓
			80 psi	600 psi
Cold Working Pressure 常溫工作壓力	400 psi	Seat Test Pressure 閥座測試壓力	80 psi	400 psi

*Temperature limitation of 450°F (232°C)

詳細尺寸 Dimension

單位 Unit: 公釐 mm

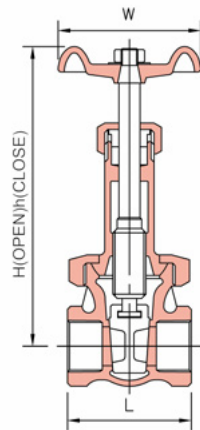
規格	1/4"	3/8"	1/2"	3/4"	1"	1-1/4"	1-1/2"	2"	2-1/2"	3"
Size	8	10	15	20	25	32	40	50	65	80
L	45	50	56	60	70	79	90	106	114	127
H	96	97	115	130	150	170	186	222	259	298
W	55	55	55	63	70	80	90	100	110	125

CLASS 200

青(砲金)銅閘門閥 (昇桿式)

Bronze Gate Valve (Rising Stem)

FIG U0252



Features

- Rising Stem
- Back Seat
- Union Bonnet
- Graphite Packing
- Solid Wedge Disc
- Integral Bronze Seat
- Threaded Ends
- MSS Specification SP-80 Type 2
- Full Ports

序號 NO.	零件	PART	材 質 MATERIAL
1	閥 體	BODY	ASTM B62-C83600
2	閥 蓋	BONNET	ASTM B62-C83600
3	閥 門	DISC	ASTM B62-C83600
4	閥 桿	STEM	ASTM B62-C83600
5	迫緊螺帽	PACKING NUT	1/4"~ 1-1/2" ASTM B16-C36000
			2"~ 3" ASTM B62-C83600
6	連結螺帽	CONNECTING NUT	ASTM B62-C83600
7	格 南	GLAND	ASTM B16-C36000
8	迫 緊	PACKING	GRAPHITE
9	手 輪	HANDWHEEL	ALUMINUM
10	銘 牌	NAME PLATE	ALUMINUM
11	螺 帽	HANDWHEEL NUT	STEEL

Working Pressure Non-Shock 最高工作壓力 (靜流水)		Hydrostatic Test Pressure 試驗壓力 (水壓)		
Steam, Water, Oil or Gas 蒸汽 . 水 . 油或氣體	200 psi	Shell Test Pressure 閥體測試壓力	Air 氣壓	Water 水壓
			80 psi	600 psi
Cold Working Pressure 常溫工作壓力	400 psi	Seat Test Pressure 閥座測試壓力	80 psi	400 psi

*Temperature limitation of 450°F (232°C)

詳細尺寸 Dimension

單位 Unit: 公釐 mm

規格	1/4"	3/8"	1/2"	3/4"	1"	1-1/4"	1-1/2"	2"	2-1/2"	3"
Size	8	10	15	20	25	32	40	50	65	80
L	45	48	55	60	68	79	89	106	115	127
H	116	116	137	170	191	229	266	287	384	447
h	106	106	124	151	166	197	226	259	317	369
W	55	55	55	63	70	80	90	100	110	125